


BANDZOOGLE

What You Need to Build
Your Music Website:
A Complete Checklist



Introduction

Bandzoogle makes it easy for musicians of all styles and genres to build an effective website. We care for our members and want to see each one hit it big, so to help out we've created this checklist to help you gather everything needed to start building your website and share your music with the world.

✓ Original Band Name

Over 60,000 songs are uploaded to Spotify each day. To help you (and your website) stand out, consider these things when choosing your band name:

- Choose a name that means something to you—something you can grow and evolve with over time.
- Make sure the name is not already being used. (This will save you headaches later!)
- Think about SEO, and check what the competition is like online. (For example, if your band name is “Animals” it’s going to be pretty hard for fans to find your music.)
- Consider customizing your name to make it more unique with;
 - alternate spellings (ex. “Alvways”),
 - unique punctuations (ex. “Therapy?”),
 - abbreviations (ex. Peter Cat Recording Co.),
 - unique characters (ex. AC/DC),
 - use of a statement (ex. Panic! At The Disco).





✓ **Band Photos**

Back alleys, open fields, art studios—wherever you decide to take your band's first photos there are a few things you'll want to consider when preparing images for your website:

- Capture high-quality images.
- Make sure they represent your band's tone, style, and message.
- Take plenty of extra images to have available for press, social media, and other promo.
- For a website you'll need at least one image that is:
 - landscape format,
 - minimum 1500 x 1200 pixels,
 - center-focused positioning with space on all sides (so it looks nice on desktop and mobile).
 - Get creative! It's your project; there are no rules, and no competition. Explore your ideas and create something unique.

Not ready for the photographer just yet? Bandzoogle offers dozens of imageless templates, so you can start building a [beautiful website today](#).

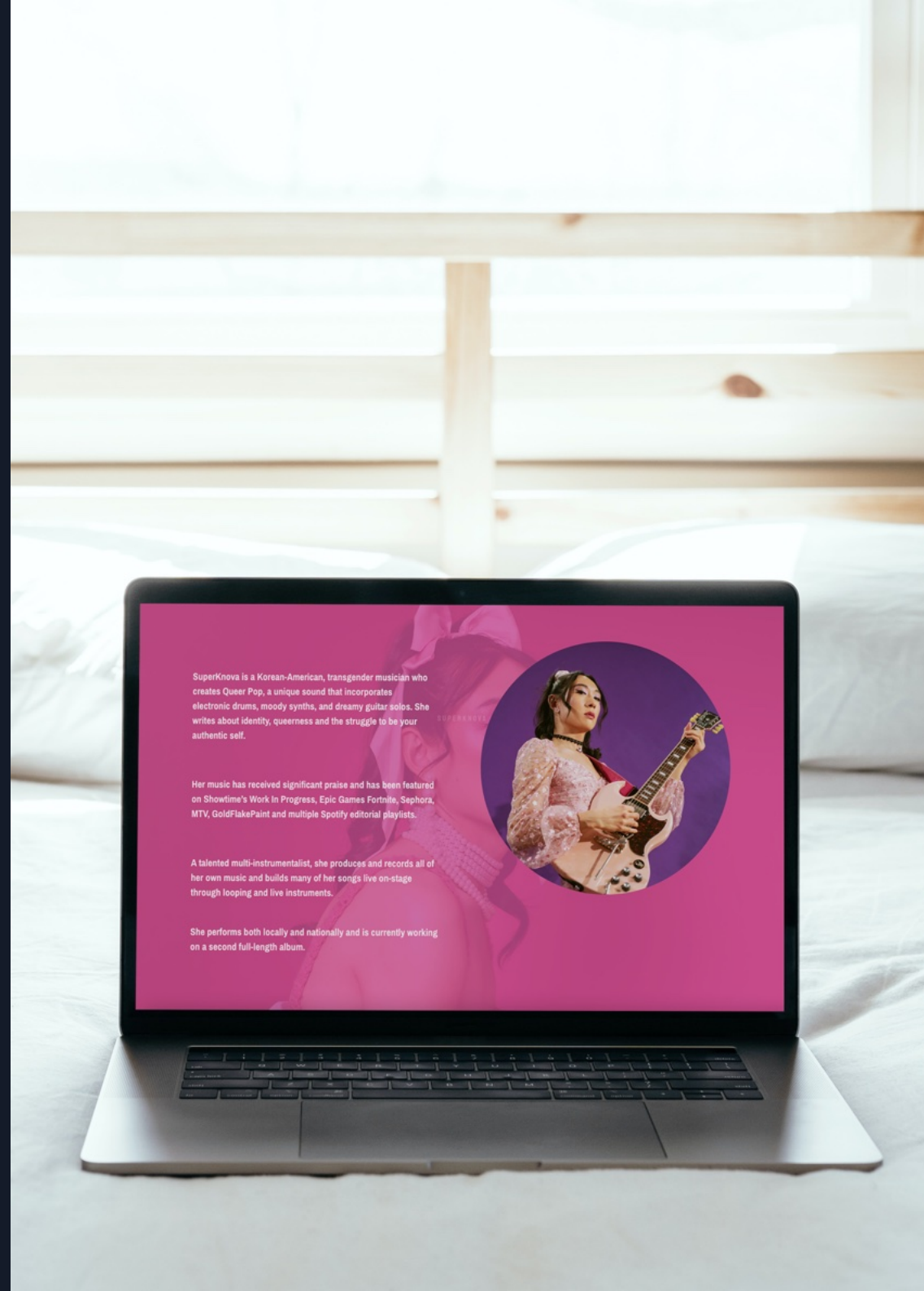
✓ Band Bio

Writing your band bio is an opportunity to share your story, let people into your world, and help them fall in love with their soon-to-be-favorite band. For your website there are two types of biographies to create: a long bio for detailed press coverage and fans, and a short bio that bookers and promoters can easily share.

Here are some points to include in your band bio:

- How your band started
- What your band is (i.e. a classic rock trio, an indie-folk duo, etc.)
- Where your band is from
- Where your band is currently located
- Musical style and genre
- Any accolades, nominations, and achievements
- Notable tour/show history
- Past and upcoming releases
- Ongoing projects and collaborations

To learn more about writing the perfect band bio check out our blog on [How to Write an Effective Musician Bio](#)





✓ Custom Band Email Address

Your website is an easy and convenient place for fans and industry folk to contact you. Create a professional band email address using your website domain, like `hello@bandname.com`, so that important emails don't get overlooked.

When creating your custom band email address, you'll want to keep this in mind:

- Make it easy to remember.
- Keep the spelling clear to avoid typos.
- Choose an address that reflects the band name.

Bandzoogle offers custom domain name email address add-on plans to go with your website for only \$14.95 per year.

✓ Your Music

Music: it's the reason we're all here. Once your tracks are ready, make sure you have all the assets needed to upload your music to your website and share it with the world:

- Cover art: 1000x1000 pixels in size
- Correct audio formats:
 - 16bit/44.1khz
 - 24bit/48khz WAV
 - 320kbps MP3
- Good sound quality
- Digital distributor

Bandzoogle makes it easy to upload your music online. Read more at: <https://bandzoogle.com/blog/how-to-sell-a-single-from-your-music-website-and-why-you-should-do-it>





✓ Fast, Secure Web Host

To have a presence online you'll need a service that can host your website on the internet. Here's what to consider when choosing a web host:

- Storage and data transfer limits
- Support for audio files
- Website uptime
- Loading speed
- Ease of use
- Customer support


Bandzoogle's all-in-one website plans include fast, reliable, unlimited web hosting with award-winning customer support. You can [sign up for a free trial today](#).

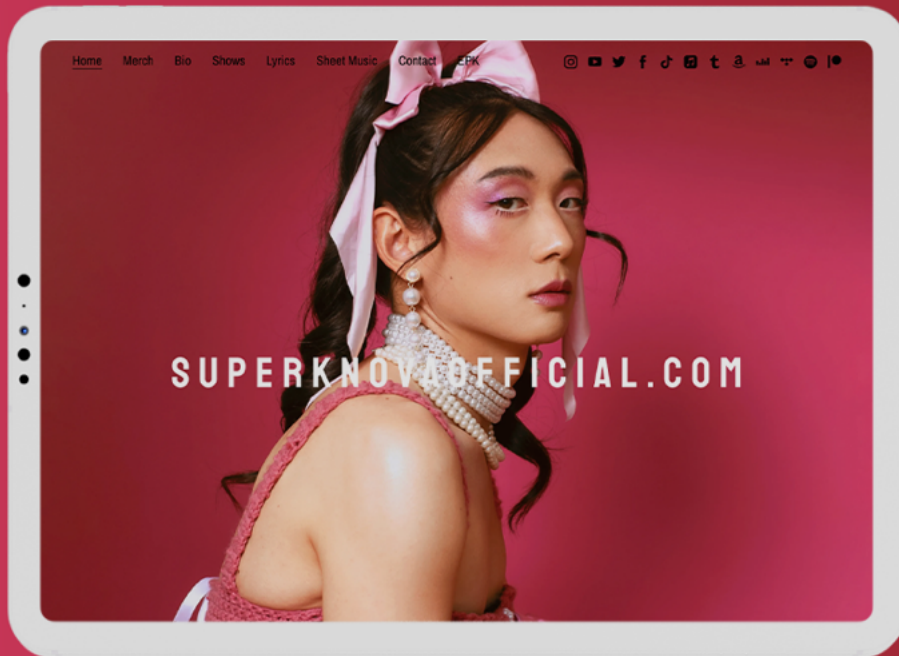
✓ Musician-Friendly Templates

Your website's template will be the foundation for your website's design, so you'll want to feel good about the one you choose. Here are a few points to consider when choosing a template:

- Features and layouts designed for musicians
- Responsive layouts that adapt to different screen sizes and mobile devices
- Code-free customization
- Included features
- Ease of editing
- Options to switch templates
- Cost to purchase templates
- Support for audio and video

Bandzoogle's all-in-one plans include hundreds of free website templates built for musicians. You can switch templates at any time, and all features are designed specifically to help musicians to grow their fanbase and sell their music. [Try Bandzoogle free](#) to browse templates.





✓ Domain Name

Your domain name is your website's unique address—where your fans go to find your website online. You'll want to make sure it's unique and easy for people to find online.

Here's what to consider when selecting your website's domain name:

- Include your band name in the domain (i.e. [yourbandname.com](#))
- Domain registration cost
- Domain registration renewal fees
- The domain extension (i.e. .com, .net, .ca, depending on what is available)
- Alternate domain options (ex. if "[daisyjones.com](#)" is not available, try "[diasyjonesmusic.com](#)" or "[iamdaisyjones.com](#)" or some other close variations.)

Bandzoogle offers a free domain name with every plan with no renewal fees. Your domain name renews for free each year as long as you're on a paid plan. [Choose your domain name now.](#)

✓ Build your website

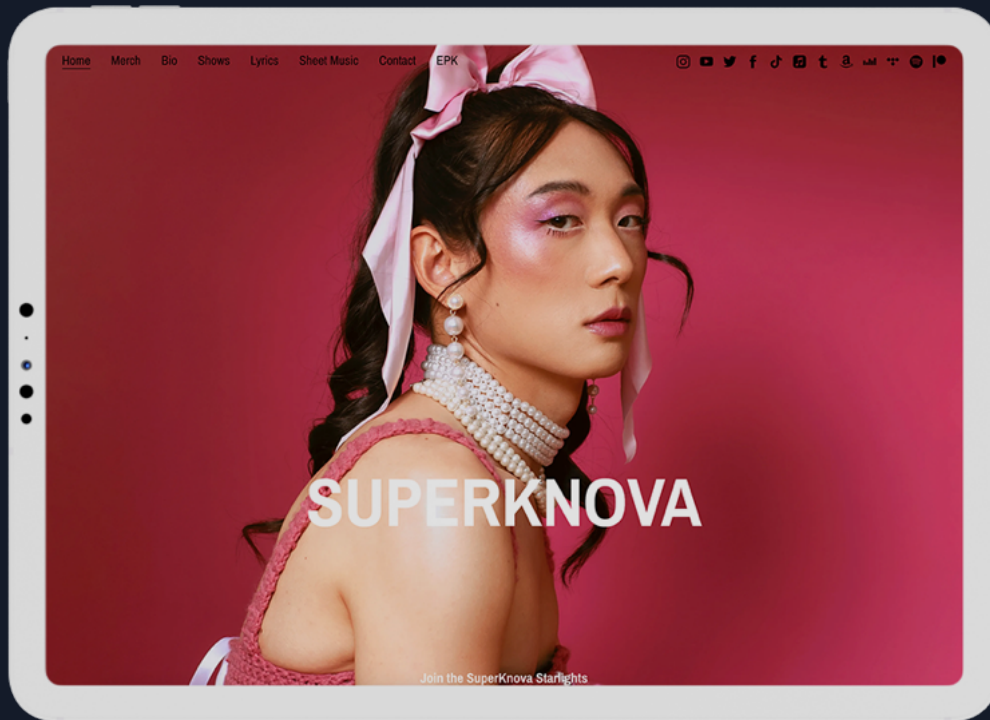
Once you have everything ready, it's time to build your website. With the right website builder, this step is easier than you think!

Here's what to consider when choosing a website:

- Included templates for musicians
- Easy code-free editing tools
- Strong music player options
- Tools for selling music, merch, and tickets
- Included web hosting and domain name
- Integrated music services
- Robust fan data and analytics
- Built-in mailing list tools
- Specialized music promotion tools
- SEO for musicians
- Musician-friendly support

Bandzoogle checks all the boxes to help you take the next step in your music career. Here's how to [get your band online with Bandzoogle in 5 easy steps](#).





Build a stunning band website in minutes

Join 60,000 professional musicians using Bandzoogle as their website platform. Try it free for 30 days.

GET STARTED